

The Zoots Tech rider for overseas or cruise ship theatres

We are looking forward to appearing at your venue with The Zoots. Thank you so much for having us. Please see below for the relevant requirements for our show.

PLEASE CAN BOTTLED WATER BE PROVIDED AT SOUNDCHECK FOR THE BAND AND CREW

MONITORS

The Zoots require five independent mixes of wireless in-ear monitoring.

The band will provide their own headphones. The band members swap round instruments and positions during the show.

Please can you let us know the specs of the monitors the venue or sound team provide.

BACKLINE

DRUM KIT 4 PIECE (Set up left handed) 14" snare drum with stand, 20 or 22" bass drum, 12" rack tom, 14" floor tom with a good quality kick pedal & drum stool. Preferably a retro 1960s looking kit where possible with straight cymbal stands. If the rack tom stand looks too modern it might be worth using a snare stand instead. ZILDJIAN, SABIAN, PAISTE (or similar) cymbals with 2 straight cymbal stands and a hi hat stand; 18"- 20" ride, 17" or 18" crash, 14" hi hats,

BASS GUITAR AMP AND SPEAKER CABINET. e.g VOX, FENDER, MARSHALL, ORANGE

GUITAR AMPS x 2 Valve guitar amplifiers e.g VOX AC30, FENDER Twin or Deluxe HOTROD, MARSHALL, ORANGE etc with power cables. It is preferred (although not essential) if one of the guitar amps has at least 2 channels with footswitch. We recommended that a backup/spare amplifier is provided.

If available **KEMPER PROFILER STAGE UNITS OR KEMPER PROFILER HEAD UNITS** (including Kemper remote footswitches and cables) to be loaded with profiles from USB sticks provided by the band.

KEYBOARD with a piano & organ sound - can the keyboard and stand be covered in a way that it shows no sign of being a modern keyboard, we usually cover the keyboard with a wooden cover but understand we may need to improvise with a black cloth. Stand needs to be playable at standing height approx 80 - 90cm

MIC STANDS If any chrome or silver microphones or microphone stands are available it would be great to use these.

It would be fantastic if all the equipment is vintage or retro looking as much as possible.

PROJECTOR and SCREEN The Zoots have videos for pre / after show, intros, outros and for every song of both shows as well as intervals that need to be projected.

Please let us know if the venue has a screen and projector as it is a huge part of the show. Please can we use a tech staff to cue these.

Our videos are on a program called 'QLAB' on our MACBOOK. We have HDMI and VGA connections.

LIGHTING Production to use House Lighting. Various colour washes over the entire stage. We would really appreciate any chases or moving lights for the more up tempo songs in keeping with the era of the show. The band goes into the crowd for certain songs so it would be great if you can light the area. For bigger venues 2 x spotlights with operators. Please make sure the lights are not too bright so the audience can see the screens.

WIRELESS FREQUENCIES

The Zoots provide their own Guitar wireless systems: 3 x Line 6 G50s which work on the 2.4GHz frequency

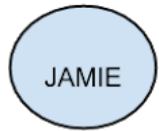
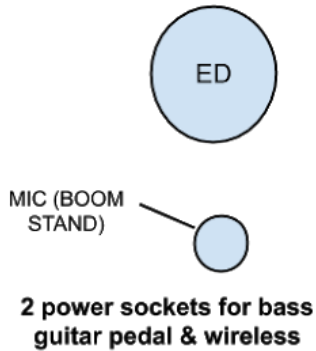
MERCHANDISE The Zoots have CDs and T-Shirts that we sell, it would be fantastic if the venue can sell these for us and provide a float. Please can you let us know what commission you charge.

Any subject not arranged in this rider or in the contract needs confirmation or approval. *The band leaders are Harriet and Jamie. Our bassist Ed used to be our tech so is very knowledgeable. Jamie Goddard or Harriet Lowther zootstheband@gmail.com +447887 990400 or +447736 276344*

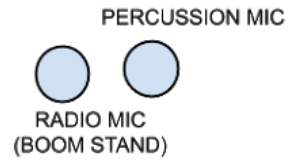
The Zoots Stage Layout



STAGE RIGHT



2 power sockets for guitar pedal & wireless



Spaced out to make use of the width of the stage

STAGE LEFT



2 power socket power for guitar pedal and wireless

VERY FRONT OF STAGE WITH STEPS TO AUDIENCE

Note If a drum riser is in the way of the screen / projector, we would forgo the riser

CHANNEL LIST

This is how we usually have our mixer channels with mic specs but we are happy to use similar

1. KICK
2. SNARE
3. HI HATS
4. TOM 1
5. TOM 2
6. OVERHEAD LEFT
7. OVERHEAD RIGHT
8. BASS GUITAR -
9. LEAD GUITAR -
10. RHYTHM GUITAR -
11. LEAD VOCAL (Jamie) - Wireless mic if you have one
12. LEAD GUITAR WIRED VOCAL (Adam) - Shure 565 or SM58
13. DRUM VOCAL - Shure 565 or SM58
14. BASS VOCAL - Shure 565 or SM58
15. HARRIET VOCAL Shure 565 or SM58
16. PERCUSSION MIC - preferably a condenser
17. KEYS VOCAL MIC - Shure 565 or SM58
18. HARRIET LEAD VOCAL Wireless Mic if available
19. CLICK TRACK - *THIS IS FOR IEMs ONLY!!! PLEASE DO NOT PUT OUT FOH* (not used on 60s show)
20. BACKING TRACK (not used on 60s show)
21. VIDEO intro / outro / interval music L
22. VIDEO intro / outro / interval music R
23. KEYBOARD
24. GUITAR back up amp or DI